

GE Healthcare











LOGIQ™ P9/P7











Probe Guide



The LOGIQ™ P9/P7 is a highly capable ultrasound system that provides excellent image quality and productivity through easy to use tools across a wide range of applications in a portable, ergonomic, budget-friendly system design.



	Description	Applications	FOV	Bandwidth	Biopsy Guide	System
Convex						
	Broad-spectrum convex probe	Abdomen, OB/GYN, Urology	70°	1 – 6 MHz	Multi-angle, disposable with a reusable bracket (H40432LE)	LOGIQ P9
	Broad-spectrum convex probe	Abdomen, OB/GYN, Urology	58°	1 – 5 MHz	Multi-angle, disposable with a reusable bracket (E8385NA)	LOGIQ P7
Micro-convex						
	Broad-spectrum micro-convex probe	Neonatal, Pediatrics	132°	3 – 11 MHz	No	LOGIQ P9 LOGIQ P7
	Broad-spectrum micro-convex intra-cavitary probe	OB/GYN, Urology, Endocavity	132°	3 – 11 MHz	Single-angle, disposable with a disposable bracket (E8385MJ, E8333JB), Single-Angle, Reusable bracket (H40412LN)	LOGIQ P9 LOGIQ P7
	Broad-spectrum micro-convex intra-cavitary probe	OB/GYN, Urology, Endocavity	168°	3 – 11 MHz	Single-angle, disposable with a disposable bracket (E8385MJ, E8333JB), single-angle, reusable bracket (H40412LN)	LOGIQ P9 LOGIQ P7
	Broad-spectrum micro-convex intra-cavitary bi-plane probe	Urology, Transrectal	133° x 2	3 – 12 MHz	Single-angle, reusable (E8387MA), disposable (E8387M), disposable starter kit (H42742LH), disposable starter kit (H42742LJ)	LOGIQ P9 LOGIQ P7
Linear						
	Broad-spectrum linear matrix array probe	Small parts, Vascular, Neonatal, Pediatrics, Musculoskeletal	50 mm	4 – 15 MHz	Multi-angle, disposable with a reusable bracket (H40432LJ)	LOGIQ P9
	Broad-spectrum linear probe	Small Parts, Neonatal, Musculoskeletal	13 mm	7 – 20 MHz	No	LOGIQ P9
	Broad-spectrum linear probe	Small Parts, Vascular, Pediatrics, Neonatal, Musculoskeletal	38 mm	3 – 12 MHz	Multi-angle, disposable with a reusable bracket (H40432LC)	LOGIQ P9
	Broad-spectrum linear probe	Interventional Guidance, Vascular, Small Parts, Neonatal,	38 mm	3 – 12 MHz	Multi-angle, disposable with a reusable bracket (H40432LC), multi-angle, disposable with a reusable bracket (H48392LL), multi-angle, disposable with a reusable bracket (H48392LT)	LOGIQ P9 LOGIQ P7

Description	Applications	FOV	Bandwidth	Biopsy Guide	System	
Linear continued						
 L4-12T-RS H48062AB	Broad-spectrum linear probe	Small Parts, Vascular, Pediatric, Neonatal, Musculoskeletal	38 mm	3 – 12 MHz	Multi-angle, disposable with a reusable bracket (H40432LC), multi-angle, disposable with a reusable bracket (H48392LL), multi-angle, disposable with a reusable bracket (H48392LT)	LOGIQ P9 LOGIQ P7
 9L-RS H40442LL	Broad-spectrum linear probe	Vascular, Small Parts, Pediatrics, Abdomen	44 mm	2 – 8 MHz	Multi-angle, disposable with a reusable bracket (H4906BK)	LOGIQ P9 LOGIQ P7
 L6-12-RS H48062AC	Broad-spectrum linear probe	Small Parts, Vascular, Pediatrics, Neonatal, Musculoskeletal	38 mm	5 – 11 MHz	Multi-angle, disposable with a reusable bracket (H40432LC)	LOGIQ P9 LOGIQ P7
 L8-18I-RS H40462LF	Broad-spectrum linear probe	Small parts, Vascular, Pediatrics, Neonatal	25 mm	4 – 15 MHz	No	LOGIQ P9
 L3-9I-RS H46442LK	Broad-spectrum linear probe	Small Parts, Vascular, Musculoskeletal, Neonatal	38 mm	2 – 9 MHz	No	LOGIQ P9
Sector						
 3SC-RS H45041DL	Broad-spectrum sector probe	Cardiac, Abdomen, Transcranial, Pediatrics	120°	1 – 5 MHz	Multi-angle, disposable with a reusable bracket (H46222LC)	LOGIQ P9 LOGIQ P7
 6S-RS H45021RP	Broad-spectrum sector probe	Cardiac, Neonatal, Pediatric	90°	2 – 8 MHz	No	LOGIQ P9 LOGIQ P7
 12S-RS H44901AB	Broad-spectrum sector probe	Pediatric, Neonatal	90°	4 – 12 MHz	No	LOGIQ P9 LOGIQ P7
Real-time 4D						
 RAB2-6-RS H48681WR	Broad-spectrum real-time 4D probe	Abdomen, OB/GYN, Urology	66° (B), 85° (Volume scan)	1 – 5 MHz	Multi-angle, disposable with a reusable bracket (H48681ML)	LOGIQ P9 LOGIQ P7
 RIC5-9A-RS H48701EJ	Broad-spectrum real-time 4D intra-cavitary probe	Abdomen, OB/GYN, Urology	146° (B) 120° (Volume angle)	3 – 10 MHz	Single-angle, reusable bracket (H46721R), single-angle, disposable (H48681GF)	LOGIQ P9 LOGIQ P7



Description	Applications	FOV	Bandwidth	Biopsy Guide	System
Specialty					
CW split crystal pencil probe	Vascular	N/A	8 MHz	No	LOGIQ P9 LOGIQ P7
CW split crystal pencil probe	Cardiac, Vascular	N/A	6 MHz	No	LOGIQ P9 LOGIQ P7

Imagination at work

Product may not be available in all countries and regions. Full product technical specification is available upon request. Contact a GE Healthcare Representative for more information. Please visit www.gehealthcare.com/promotional-locations.

Data subject to change.

© 2017 General Electric Company.

GE, the GE Monogram, LOGIQ and XDclear are trademarks of the General Electric Company.

Reproduction in any form is forbidden without prior written permission from GE. Nothing in this material should be used to diagnose or treat any disease or condition. Readers must consult a healthcare professional.

