

GE Healthcare

LOGIQ E9 XDclear 2.0











Probe Guide










LOGIQ™ E9 XDclear™ 2.0 ultrasound system offers a broad range of probes to help achieve extraordinary images for abdominal, vascular, obstetric, gynecologic, neonatal, pediatric, urological, transcranial, cardiac and small parts applications.



	Description	Applications	FOV	Bandwidth	Biopsy Guide	Volume Navigation
XDclear						
 C1-6-D C1-6VN-D*	Broad-spectrum convex probe	Abdominal, Obstetrics, Gynecology	80°	1 – 6 MHz	Multi-angle, disposable with a reusable bracket	Yes * Internal Vnav sensor, does not require an external bracket
 C2-9-D C2-9VN-D*	Broad-spectrum convex probe	Abdominal, Obstetrics, Gynecology, Pediatrics	70°	2 – 9 MHz	Multi-angle, disposable with a reusable bracket	Yes * Internal Vnav sensor, does not require an external bracket
 C3-10-D	Broad spectrum convex probe	Neonatal, Pediatrics	95°	2 – 11 MHz	No	Yes
Micro-convex						
 C1-5-D	Broad-spectrum convex probe	Abdominal, Obstetrics, Gynecology, Urology, Vascular	70°	1 – 5 MHz	Multi-angle, disposable with a reusable bracket	Yes
 M6C-D	Broad-spectrum convex matrix array probe	Abdominal, Obstetrics, Gynecology, Pediatrics	55°	1 – 7 MHz	Multi-angle, disposable with a reusable bracket	No
 IC5-9-D	Broad-spectrum micro-convex intra-cavitary probe	Obstetrics, Gynecology, Urology	145°	3 – 10 MHz	Single-angle, disposable or single-angle, reusable	Yes
 3CRF-D	Broad-spectrum micro-convex biopsy probe	Abdominal	80°	1 – 6 MHz	Single-angle, disposable with a reusable bracket	Yes
 C2-6b-D	Broad spectrum convex probe	Abdominal	62°	2 – 7 MHz	Multi-angle, disposable	Yes
 C2-7-D C2-7VN-D*	Broad spectrum convex probe	Abdominal	110°	1 – 6 MHz	Multi-angle, disposable with a reusable bracket	Yes * Internal Vnav sensor, does not require an external bracket
Linear						
 L3-9i-D	Broad spectrum linear probe	Intraoperative	38 mm	2 –10 MHz	No	No

	Description	Applications	FOV	Bandwidth	Biopsy Guide	Volume Navigation
Linear (continued)						
 9L-D	Broad-spectrum linear probe	Vascular, Small Parts, Pediatric, Abdominal	44 mm	2 – 9 MHz	Multi-angle, disposable with a reusable bracket	Yes
 11L-D	Broad-spectrum linear probe	Vascular, Small Parts, Abdominal, Pediatrics	38 mm	3 – 12 MHz	Multi-angle, disposable with a reusable bracket	No
 ML6-15-D	Broad-spectrum linear matrix array probe	Vascular, Small Parts, Neonatal, Pediatrics	50 mm	4 – 16 MHz	Multi-angle, disposable with a reusable bracket	Yes
 L8-18i-D	Broad-spectrum linear probe	Small Parts, Vascular, Intraoperative	25 mm	4 – 15 MHz	No	Yes
Sector						
 S1-5-D	Broad-spectrum sector probe	Abdominal, Obstetrics, Gynecology, Abdominal Vascular	87°	1 – 6 MHz	Multi-angle, disposable with a reusable bracket	Yes
 S4-10-D	Broad-spectrum sector probe	Neonatal, Pediatrics	84°	3 – 11 MHz	No	Yes
 M5S-D	Broad-spectrum sector matrix array probe	Cardiac, Transcranial, Coronary, Stress, LVO, Contrast	120°	1 – 5 MHz	No	Yes
 6S-D	Broad-spectrum sector probe	Adult Cardiac, Pediatric Cardiac	90°	2 – 8 MHz	No	No
Real-time 4D						
 RAB6	Broad-spectrum real-time 4D probe	Abdominal, Obstetrics, Gynecology, Pediatrics	80°	2 – 8 MHz	No	No
 RIC5-9-D	Broad-spectrum real-time 4D micro-convex probe	Obstetrics, Gynecology, Urology	145°	3 – 10 MHz	Single-angle, reusable	No

	Description	Applications	FOV	Bandwidth	Biopsy Guide	Volume Navigation
Real-time 4D (continued)						
 RNA5-9-D	Broad-spectrum real-time 4D micro-convex probe	Neonatal, Pediatrics	115°	3 – 10 MHz	Single-angle, disposable with a reusable bracket or single-angle, reusable	No
 RAB2-5-D	Broad-spectrum real-time 4D probe	Abdominal, Obstetrics, Gynecology	85°	1 – 5 MHz	Single-angle, disposable with a reusable bracket or single-angle, reusable	No
 RAB4-8-D	Broad-spectrum real-time 4D probe	Abdominal, Obstetrics, Gynecology, Pediatrics	90°	2 – 7 MHz	Single-angle, disposable with a reusable bracket or single-angle, reusable	No
 RSP6-16-D	Broad-spectrum real-time 4D linear probe	Small Parts, Vascular, Pediatrics	38 mm	5 – 17 MHz	No	No
Specialty						
 P2D	CW split crystal pencil probe	Cardiac, Vascular		1 – 3 MHz	No	No
 P6D	CW split crystal pencil probe	Cardiac, Vascular		3 – 9 MHz	No	No
 6Tc	TEE probe	Cardiac	90°	2 – 8 MHz	No	No

For probe care and cleaning information, visit www.gehealthcare.com/transducers.

Imagination at work

www.gehealthcare.com. Product may not be available in all countries and regions. Contact a GE Healthcare Representative for more information.

Data subject to change.

©2015 General Electric Company.

GE, the GE Monogram, LOGIQ, and XDclear are trademarks of the General Electric Company.

Reproduction in any form is forbidden without prior written permission from GE. Nothing in this material should be used to diagnose or treat any disease or condition. Readers must consult a healthcare professional.

